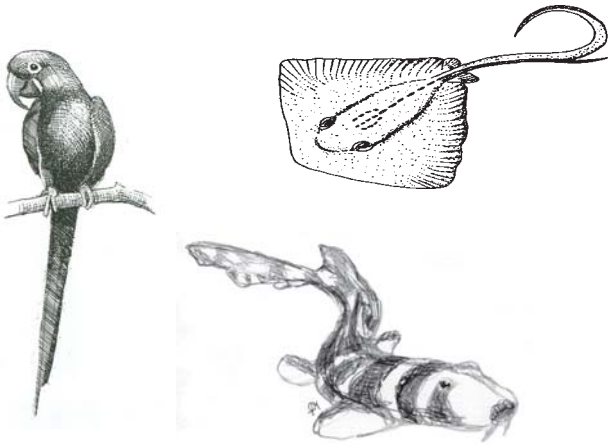


Welcome to the Tennessee Aquarium! We hope you enjoy your visit today. Look closely at the animals as you search for answers to the following questions. Good luck, and have fun exploring the Tennessee Aquarium!

### Ocean Journey

#### Tropical Cove

Circle the animals you see. Put an X on the animal that is blue.



#### Butterfly Garden

Draw the animals that you see in the space below.

#### Penguins' Rock

Draw a line connecting the penguin's body part with its function.

see

catch fish

swim


move on land



stay warm


## Secret Reef

Circle the animals you see. Put an X on the animal that is the biggest in real life.

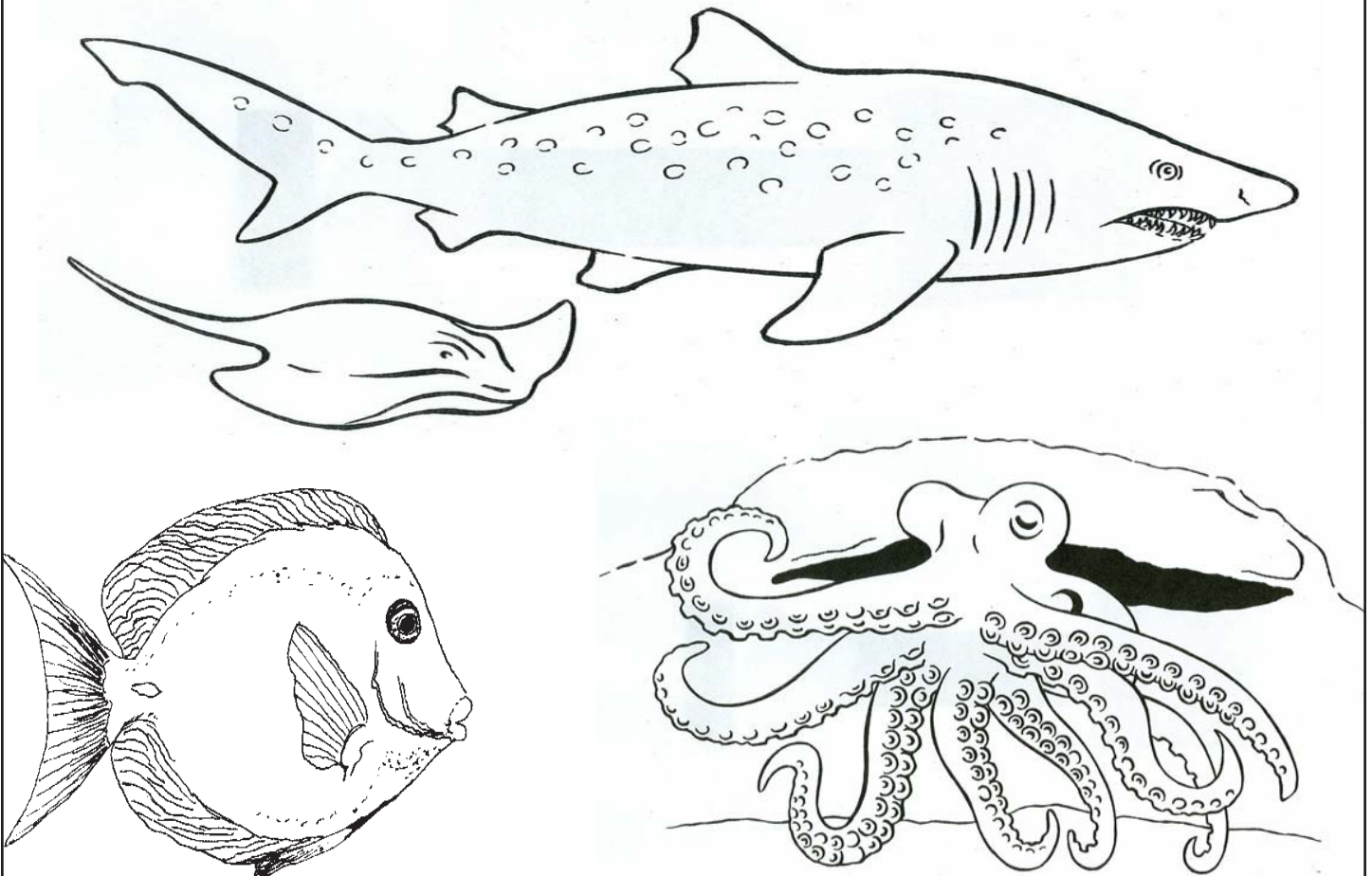


## Boneless Beauties

Circle the animals you see. Put an X on the animal that has suction cups on its arms.




Here are some of the animals you saw today. Color away!



# River Journey


## Seahorse Gallery

Circle the animals you see. Put an X on your favorite animal.




## Discovery Hall

Circle the animals you see. Put an X on the animal you touched.




## Cove Forest

Circle the animals you see. Put an X on the animal that has fur.



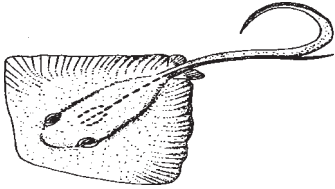


## Delta Swamp

Circle the animals you see. Put an X on the animal that has feathers.




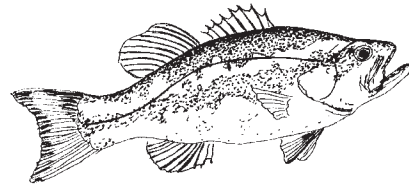
## Gulf of Mexico

Circle the animals you see. Put an X on the animal that can sting.




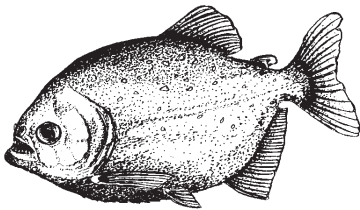
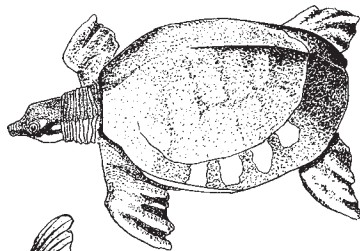
## Nickajack Lake

Circle the animals you see. Put an X on the animal that has "whiskers".




## Rivers of the World

Circle the animals you see. Put an X on the animal that has a shell.



In the space below, draw a picture of your favorite animal!



**Note:** Answers are available on our web site at:  
<http://www.tnaqua.org/KidsTeachers/KidsTeachers.asp>.